

SECTION **M**



CHS Controls AB
Tel +46 42 38 61 00, Fax +46 42 38 61 29
chs@chscontrols.se www.chscontrols.se

Lampholders, Taps & Adapters, Electrical Accessories

RESIDENTIAL | COMMERCIAL | INDUSTRIAL

Table of contents

Lampholders, taps & adapters, electrical accessories families		Dimensional data (all devices)	
	M-2		M-16
Lampholders	M-3		
Scoreboard lampholders	M-12		
Sign, heater & cleat sockets	M-13		
Taps & adapters	M-14		
Accessories	M-15		

Lampholders, taps & adapters, electrical accessories

Arrow Hart has one of the most extensive lines of sign and scoreboard lighting devices in the industry and offers a variety of materials for a wide range of incandescent and fluorescent applications including electrical equipment, harnesses and light strings.


Lampholders, taps & adapters, electrical accessories families

Lampholders



M-3

Taps & adapters



M-14

Electrical accessories



M-15

Medium base ceiling lampholders

Product description

Medium base
660W, 125V/AC
660W, 250V/AC
600W, 250V/AC

Features

- Mounts on 4" (101.6mm) outlet boxes with breakout for 3.25" (82.5mm) box mounting
- Leads are 6" (152.4mm) 221°F (105°C) insulated stranded #16, stripped 0.75" (19.0mm)
- Pull chain devices include ball chain, 3' (0.9m) of cord, connector and end bell
- Top wire versions have terminal screws backed out – ready for wiring – without removing interior
- Push wire terminals are top wired with two push-in terminals and two screw terminals for continuous wiring
- Plastic models made with high-temperature thermoset plastic to reduce breakage
- Porcelain models made with high-strength insulator porcelain; pull chain versions feature removable interiors



S788W



S1174W



669



604

Plastic ceiling lampholder



Rating			Description	Color	Catalog no.	
W	V/AC	A				
600	250	-	Two-piece, push wire/top wire, pull chain switch	W	<input type="checkbox"/> S759W-CD	
-	-	-	Two-piece, 6" (152.4mm) leads, pull chain switch	W	<input type="checkbox"/> S788W	
15	1-15P	-	Two-piece, with 2P, 2W outlet, push wire/top wire, pull chain switch	W	<input type="checkbox"/> S860W	
15	5-15P	-	Two-piece, with 2P, 3W outlet, push wire/top wire, pull chain switch	W	<input type="checkbox"/> S865W	
-	-	-	One-piece, 4 top screws, keyless switch	W	<input type="checkbox"/> S1174W	•
-	-	-	One-piece, 6" (152.4mm) leads, keyless switch	W	<input type="checkbox"/> S1174-6W	•
-	-	-	Two-piece, push wire/top wire, keyless switch	W	<input type="checkbox"/> S768W	
-	-	-	Two-piece, 6" (152.4mm) leads, keyless switch	W	<input type="checkbox"/> S768-6W	

Porcelain ceiling lampholder



Rating			Description	Color	Catalog no.
W	V/AC	A			
660	125	15	Two-piece, with 2P, 2W outlet, 2 screw terminals, top wire, pull chain switch	W	<input type="checkbox"/> 669
-	-	-	Two-piece, with 2P, 3W outlet, 2 screw terminals, top wire, pull chain switch	W	<input type="checkbox"/> 667
660	250	-	One-piece, with feed-through, 4 screw terminals, top wire, keyless switch	W	<input type="checkbox"/> 604
-	-	-	Two-piece, with feed-through, 4 screw terminals, top wire, pull chain switch	W	<input type="checkbox"/> 659

Color information:

W (White)



(White)

Compliances, specifications and availability are subject to change without notice.

Indicates USMCA compliant - Page Q-41

Incandescent shell & fixture sockets

Product description

Medium base
250W, 250V/AC; 660W, 250V/AC

Design features

- Caps threaded 0.13" (3.2mm)—27 I.P.S. fits standard lamp stems
- Set screw prevents rotation of socket
- Two circuit (3-way) sockets operate dual filament lamps on sequence of low, medium, high, off



940ABD




968



969

Electrolier metal shell lampholders

Rating W	V/AC	Description	Color	Catalog no.	
250	250	One circuit turn knob switch	Brass Dipped Aluminum	□ 917ABD	•
		Two circuit (3-way) turn knob switch	Brass Dipped Aluminum	□ 925ABD	•
660	250	One circuit pull chain switch	Brass Dipped Aluminum	□ 980ABD	•
		One circuit push through switch	Brass Dipped Aluminum	□ 940ABD ^{**}	•
		Keyless switch	Brass Dipped Aluminum	□ 975ABD	•

^{**} Only UL listed. cULus


Product description

Medium base
250W, 250V/AC; 660W, 250V/AC

Design features

- Molded of heat- and impact-resistant phenolic or urea
- Interiors are UL component recognized

Metal shell lampholder interiors

Rating W	V/AC	Description	Catalog no. Fits	Catalog	
250	250	One circuit pull chain switch	659	□ 962	•
		Two circuit (3-way) turn knob switch	925	□ 3925 ^{**}	•
660	250	One circuit pull chain switch	980	□ 2982	•
		One circuit push through switch	940	□ 942 ^{**}	•

^{**} Only RU listed. UL recognized component to UL496 for US & Canada, file no. E7430


Product description

Medium base
660W, 250V/AC

Design features

- Interiors have removable turn knobs
- Hickeys and nipples are threaded for mounting on standard fixture, lamp stems or brackets

Fixture sockets

Rating W	V/AC	Description	Color	Catalog no.	
660	250	Phenolic keyless switch, screw terminals Bracket height: 0.44" (11.1mm), overall height: 1.88" (47.8mm)	BK	□ 968	•
		Porcelain keyless switch, screw terminals Bracket height: 0.44" (11.1mm), overall height: 1.88" (47.8mm)	W	□ 969	•

Color ordering information:

BK (Black), BD (Brass Dipped), W (White)



Dimensional information: M-16 **Specification information:** Please visit www.eaton.com/wiringdevices
Compliances, specifications and availability are subject to change without notice.

 Indicates USMCA compliant - Page Q-41

Fluorescent lampholders


Product description

Recessed double contact
660W, 600V/AC

Features

- For replacement use in fluorescent lighting fixtures as well as enclosed outdoor signs
- Recessed double-contact lampholders can be used for flush or surface mounting
- Captive pal nut for easy mounting
- Push-in wire terminals feature release slots
- Molded of durable white thermoset plastic

Recessed double contact lampholders

Rating		Description	Color	Catalog no.	
W	V/AC				
660	600	Plunger, push wire cap, screw switch, Non-Shunted	W	<input type="checkbox"/> 2501W	•
		Stationary, push wire cap, screw switch, Non-Shunted	W	<input type="checkbox"/> 2500W	•

For panel cutout dimensional data, see Section Q-Technical Reference

Fluorescent lampholders


Product description

Single pin
660W, 600V/AC

Features

- For replacement use in fluorescent lighting fixtures as well as enclosed outdoor signs
- Plunger lampholders feature non-sticking, spring-loaded plunger to hold lamp securely
- Captive pal nut for easy mounting
- Push-in wire terminals feature release slots

Slimline fluorescent lampholders

Rating		Description	Color	Catalog no.	
W	V/AC				
660	600	Stationary, push wire cap, slide-on switch, Non-Shunted	W	<input type="checkbox"/> 2506W	•
		Stationary, push wire cap, screw switch, Non-Shunted	W	<input type="checkbox"/> 2503W	
660	600	Plunger, push wire cap, slide-on switch, Non-Shunted	W	<input type="checkbox"/> 2507W	•
		Plunger, push wire cap, screw switch, Non-Shunted	W	<input type="checkbox"/> 2504W	

For panel cutout dimensional data, see Section Q-Technical Reference

Color information:

W (White)



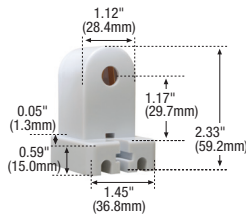
(White)

Dimensional information: M-16 **Specification information:** Please visit www.eaton.com/wiringdevices
Compliances, specifications and availability are subject to change without notice.

 Indicates USMCA compliant - Page Q-41



2500W



2503W



2504W



2506W



2507W

Fluorescent lampholders


Product description

Medium bi-pin
660W, 600V/AC

Features

- For replacement use in fluorescent lighting fixtures
- Captive pal nut for easy mounting
- Use for flush or surface mounting
- Push-in wire terminals feature release slots

Fluorescent lampholders

Rating		Description	Color	Catalog no.	
W	V/AC				
660	600	Standard, push wire, slide-on & screw switch, Non-Shunted	W	<input type="checkbox"/> 2509W	•
		Short, push wire, slide-on & screw switch, Non-Shunted	W	<input type="checkbox"/> 2510W	•
		Standard, screw terminals, screw switch	W	<input type="checkbox"/> 924W†	

For panel cutout dimensional data, see Section Q-Technical Reference
† Not UL Listed or CSA certified

Pigtail lampholders


Product description

Medium base
660W, 250V/AC; 660W, 600V/AC

Features

- For use in electrical equipment, harnesses, light strings and related applications
- Rubber sockets have an extended lip to seal against bulb
- Wire leads are 5" (127.0mm) of color-coded stranded wire, stripped 1" (25.4mm) for easy connection
- Metal shell interiors are aluminum, 145 nickel plated copper with sealed leads where they enter husk

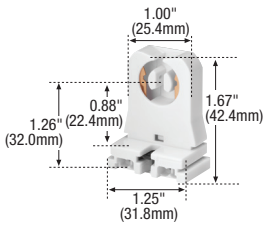
Pigtail lampholders

Rating		Description	Color	Catalog no.	
W	V/AC				
660	250	Phenolic, wire size #14 AWG	BK	<input type="checkbox"/> 722*	•
660	600	Weatherproof rubber, wire size #14 AWG	BK	<input type="checkbox"/> 145	


For panel cutout dimensional data, see Section Q-Technical Reference
*UL Listed and CSA Certified



2509W



2510W



924W




722



145

Color information:

BK (Black), W (White)



Dimensional information: M-16 **Specification information:** Please visit www.eaton.com/wiringdevices

Compliances, specifications and availability are subject to change without notice.

 Indicates USMCA compliant - Page Q-41

Special use lampholder assemblies

Product description

Outdoor lighting
150W, 13A, 120V/AC

Design features

- Mountable to wall, ceiling or floor via base mounting holes, or use included spike for lawn & garden mounting
- Weatherproof gasket allows indoor or outdoor use
- PAR 38 light fixture accepts up to 150W bulb
- Wing nut allows for lighting angle adjustment
- Landscape green color blends with grass and shrubs



S591

Plastic floodlight lampholder

A	Rating V/AC	W	Description	Color	Catalog no.
13	120	150	PAR 38 fixture with 6' (1.8m) 18-2 SJT polarized power cord	Green	<input type="checkbox"/> S591

Listed to UL153, file no. E201084

Color ordering information:

Green



(Green)

Dimensional information: M-17 **Specification information:** Please visit www.eaton.com/wiringdevices
Compliances, specifications and availability are subject to change without notice.

 Indicates USMCA compliant - Page Q-41

Special use lampholder assemblies

Product description

Trouble lamp medium base
13A, 125V/AC

Design features

- Heavy duty thermoplastic jacketed cord for rough surfaces
- Plastic guard rated to 75W
- Plugs and handles feature built-in finger grips for secure handling



1078-25

Trouble lampholders

Rating A	V/AC	Description	Color	Catalog no.
13	125	Push switch trouble lampholder with plastic guard and NEMA 5-15R 2P, 3W outlet on 25' (7.6m) 18-2 SJT W-A power cord	BK & Y	<input type="checkbox"/> 1078-25
		Push switch trouble lampholder with plastic guard and NEMA 5-15R 2P, 3W outlet on 50' (15.24m) 18-2 SJT W-A power cord	BK & Y	<input type="checkbox"/> 1078-50



1071

Special use lampholder assemblies

Product description

Trouble lampholder accessories
6A, 125V/AC
15A, 125V/AC

Design features

- Interiors feature one piece side outlet contacts permanently fastened
- Reflector guards fit all trouble lamp handles
- Vinyl reflector guard is high-strength impact-resistant thermoplastic



944

Replacement trouble lamp handles & interiors



Rating A	V/AC	Description	Color	Catalog no.
6	125	Push switch replacement trouble lamp handle with interior and two NEMA 1-15 2P, 2W outlets; use with Cat. #944	Y	<input type="checkbox"/> 1071
15	125	Replacement trouble lamp handle interior for push switch with two NEMA 1-15 2P, 2W outlets; fits Cat. #1071		<input type="checkbox"/> 944

944: UL recognized component to UL496, E7430 for US & Canada, CSA C22.2, no. 43



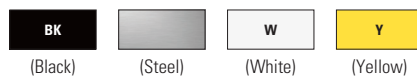
467

Replacement trouble lamp handles & interiors

Description	Color	Catalog no.
Yellow vinyl reflector guard	Y	<input type="checkbox"/> 1467
Steel reflector guard	Steel	<input type="checkbox"/> 467

Color ordering information:

BK (Black), Steel, W (White), Y (Yellow)



Dimensional information: M-17 **Specification information:** Please visit www.eaton.com/wiringdevices
Compliances, specifications and availability are subject to change without notice.

Special use lampholder assemblies

Product description

Miscellaneous assemblies
60W, 120V/AC

Design features

- Heavy duty thermoplastic jacketed cord for rough surfaces
- Utility lampholder fully adjustable with 360° rotation and 180° angle adjustment
- Automatic closet light lampholder contains an automatic switch that is activated by opening or closing of hinged or sliding doors



C386

Closet light lampholder

Rating		Description	Color	Catalog no.
W	V/AC			
60	120	Automatic closet light lampholder on 9' (2.7m) 18-2 SPT-1 power cord	W	□ C386



738

Lampholder adapters & accessories

Product description

Polarized, medium base
660W, 125V/AC

Design features

- Terminals have pressure plates to protect wires
- Body made of abuse-resistant thermoplastic
- Accepts #10 - #6 AWG wire

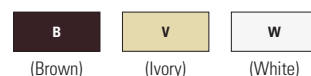
Outlet adapter

Rating		Description	Color suffix	Catalog no.	
W	V/AC				
660	125	Converts one NEMA 1-15R outlet to one socket, keyless switch	B, V, W	□ 738__	•

Listed to UL496 & UL498, file no. E15055; CSA certified to C22.2, no. 42 & 43; NOM certified

Color ordering information:

For ordering devices, include Catalog no. followed by the Color suffix: B (Brown), V (Ivory), W (White)



Dimensional information: M-17 **Specification information:** Please visit www.eaton.com/wiringdevices
Compliances, specifications and availability are subject to change without notice.

Indicates USMCA compliant - Page Q-41

Lampholder adapters & accessories

Product description

Polarized, medium base
660W, 125V/AC
660W, 250V/AC

Design features

- Outlets on adapters are 2-wire polarized
- Pull chain on catalog number 718 controls the bulb socket, side outlets are continually ON



715




758



700

Socket adapters

Rating		Description	Color suffix	Catalog no.	
W	V/AC				
660	125	Converts one socket to one socket with two 250W NEMA 1-15R 2P, 2W outlets, pull chain switch	B, V	□ 718__	•
660	250	Converts one socket to two sockets, keyless switch	B, V, W	□ 700__	•

Listed to UL496 & UL498, file no. E15055; CSA certified to C22.2, no. 42 & 43; NOM certified

Socket adapters

Rating		Description	Color suffix	Catalog no.	
W	V/AC				
660	125	Converts one socket to one socket with two 250W NEMA 1-15R 2P, 2W outlets, keyless switch	B, V	□ 715__	•

cULus Listed to UL496 & UL498, file no. E15055; certified to CSA C22.2, no. 42 & 43; NOM certified

Socket adapters

Rating		Description	Color suffix	Catalog no.
W	V/AC			
660	125	Converts one socket to one 125V NEMA 1-15R 2P, 2W outlet, keyless switch	B, W	□ 758__*

cULus Listed to UL496 & UL498, file no. E136278; certified to CSA C22.2, no. 42 & 43, * B color suffix denotes Black

Socket adapters

Rating		Description	Color	Catalog no.	
W	V/AC				
660	125	Converts one socket to one 125V NEMA 1-15R 2P, 2W outlet, keyless	B	□ 808	•

cULus Listed to UL496 & UL498, file no. E136278; certified to CSA C22.2, no. 42 & 43

Color ordering information:

For ordering devices, include Catalog no. followed by the Color suffix: B (Brown), V (Ivory), W (White)



Specification information: Please visit www.eaton.com/wiringdevices

Compliances, specifications and availability are subject to change without notice.

 Indicates USMCA compliant - Page Q-41

Lampholder adapters & accessories

Product description

Keyless switch
Medium base
660W, 250V/AC

Design features

- One piece screwshell with porcelain base

Socket extensions

Rating W	V/AC	Description	Color	Catalog no.
660	250	Phenolic medium base socket, extends 1.38" (34.9mm)	BK	□ 1054

Listed to UL496, file no. E15055; CSA certified to C22.2, no. 43; NOM certified



1054

Product description

Lamp guards

Design features

- 1.50" (38.1mm) clamp fits ceiling lampholders, sign and scoreboard Attachon lampholders
- Easy-open guard permits relamping without removing guard
- 1465 is high-strength impact-resistant thermoplastic

Lamp guards

Description	Color	Catalog no.	
Metal lamp guard with 1.50" (38.1mm) collar, 100W bulb max.	Steel	□ 469B	
Plastic lamp guard with adjustable collar, 200W max.	Y	□ 1465Y	•



469

Product description

Ball & chain accessories

Design features

- Flasher buttons are medium-based and offer choices of flash frequencies

Ball chain and pull cord accessories

Description	Color	Catalog no.	
Ball chain with end bell and connector, 3' (0.9m), #6, 0.13" (3.18mm) diameter	BB	□ BP331BB	•
Ball chain with end bell and connector, 3' (0.9m), #6, 0.13" (3.18mm) diameter	NP	□ BP331NP	•
Ball chain, 100' (30.5m) spool	BB	□ 309-100	
Connector	BB	□ 307	
Pull cord with end bell and connector, 3' (0.9m)	NP	□ 315	



331BB



307



315

Color ordering information:

BK (Black), Steel, Y (Yellow), BB (Brass), (NP) Nickel



Dimensional information: M-17 **Specification information:** Please visit www.eaton.com/wiringdevices
Compliances, specifications and availability are subject to change without notice.

Indicates USMCA compliant - Page Q-41

Sign & scoreboard lighting

Product description

Attachon lampholders,
660W, 250V/AC; 200W, 250V/AC

Features

- Insulation displacement terminals for stranded wire
- Lay in wire channels, 1/4 turn twist top speeds installation
- One piece terminals and contacts, no rivets or eyelets to loosen due to heat
- Sockets are molded of heat-resistant phenolic
- #732 is weatherproof, suitable for outdoor use
- Intermediate and candelabra bases offer snap-in or screw-in panel mounting options
- Keyed spring washer prevents rotation of socket after installation




732



732-3

Medium base Attachon

Rating		Description	Color	Catalog no.	
W	V/AC				
660	250	Weatherproof phenolic, wire range #14 to #12 AWG, hook mounting	BK	□ 732	•
		Weatherproof phenolic, wire range #14 to #12 AWG, no hook mounting	BK	□ 732-1	•
		Weatherproof phenolic, wire range #14 to #12 AWG, snap-in mounting	BK	□ 732-3	•

For panel cutout dimensional data, see Section Q-Technical Reference

Medium base Attachon with guard

Rating		Description	Color	Catalog no.	
W	V/AC				
200	250	Phenolic socket (732), yellow guard, wire range #18 to #12 AWG, hook mounting	BK	□ 1466Y	•

Color ordering information:

BK (Black)

BK

(Black)

Compliances, specifications and availability are subject to change without notice.



Indicates USMCA compliant - Page Q-41


Sign, heater & cleat sockets

Product description


660W, 250V/AC

Features

- Sign sockets are high-strength insulator porcelain
- Heater sockets are for use with heater elements
- Cleat sockets are for use with stage lighting and similar applications



610



602



S752W

Sign sockets

Rating		Description	Color	Catalog no.
W	V/AC			
660	250	2-Piece w/ screw terminals, medium base, keyless switch	W	□ 610
		2-Piece w/ 9" (228.6mm) wire leads, medium base, keyless switch	W	□ 609

Heater socket - porcelain

Rating		Description	Color	Catalog no.
W	V/AC			
660	250	2-Piece w/ screw terminals, edison base, keyless switch	W	□ 602

Cleat socket - thermoset

Rating		Description	Color	Catalog no.
W	V/AC			
660	250	Front wire screw terminals, medium base, keyless switch	W	□ S752W

Color information:

W (White)



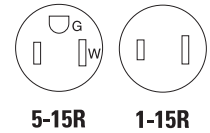
(White)

Compliances, specifications and availability are subject to change without notice.

Outlet taps and adapters, plug-in

Product description

2-pole, 3-wire grounding
 2-pole, 2-wire non-grounding
 15A, 125V/AC
 NEMA 5-15R, NEMA 1-15R



1146



1147LT



4402



1482



1192



419

Design features

- Molded of high impact-resistant plastic for long-term durability
- Six outlet taps provide center mounting screw for permanent attachment to receptacle (1146 only)
- Lighted tap has long-life neon bulb built into body that lights when plugged in (1147LT only)
- Swivel adapters hug cords close to wall in tight-fitting places such as behind furniture and office equipment
- Solid brass blades for long life and low heat rise at full load
- Grounding adapters convert 2-pole polarized outlets to 3-wire grounding outlets; grounding lug fastens to wallplate mounting screw for excellent ground connection (419, 1219)

Outlet taps, plug-in, NEMA 5-15

Rating		Description	Color suffix	Catalog no.
A	V/AC			
15	125	Six outlet tap, duplex receptacle to 6 outlets	V, W	□ 1146__
15	125	Three outlet tap, single receptacle to 3 outlets	B, V, W	□ 1147__
15	125	Swivel three outlet tap, single receptacle to 3 outlets	W	□ 1147LT__
15	125	Three outlet cube tap, polarized, single receptacle to 3 outlets	RN	□ 4402__
15	125	Three outlet cube tap, single receptacle to 3 outlets	B, V, W	□ 1482__
15	125	Swivel three outlet tap, single receptacle to 3 outlets	W	□ 1192__

cULus Listed to UL498, file no. E241182

Outlet taps, plug-in, NEMA 1-15

Rating		Description	Color suffix	Catalog no.
A	V/AC			
15	125	Six outlet tap, duplex receptacle to 6 outlets	V, W	□ C1746__
15	125	Three outlet tap, single receptacle to 3 outlets	B, V, W	□ 1747__
15	125	Swivel three outlet tap, single receptacle to 3 outlets	W	□ 1792__
15	125	Three outlet cube tap, polarized, single receptacle to 3 outlets	B, W	□ 4400__
15	125	Three outlet cube tap, single receptacle to 3 outlets	B, W	□ 400__

cULus Listed to UL498, file no. E241182 (except 400)

Outlet adapters, plug-in, NEMA 1-15 to NEMA 5-15

Rating		Description	Color suffix	Catalog no.
A	V/AC			
15	125	Single outlet grounding adapter, with grounding lug	GY, W	□ 419__
15	125	Swivel three outlet tap, single receptacle to 3 outlets	B, V	□ 1219__

UL Listed to file no. E241182

Color ordering information:

For ordering devices, include Catalog no. followed by the Color suffix: B (Brown), GY (Gray), RN (Orange), V (Ivory), W (White)



Specification information: Please visit www.eaton.com/wiringdevices

Compliances, specifications and availability are subject to change without notice.

Circuit tester

Product description

For AC or DC electrical circuits

Design features

- For testing AC or DC electrical circuits
- Detects the presence of power on either AC or DC circuits
- Identifies circuit conductors
- Rugged polycarbonate construction



914



29CL

Circuit tester

Description	Color	Catalog no.
AC or DC circuit tester	B	□ 914

Listed to UL1436, file no. E143353

Safety caps

Product description

Outlet caps

Design features

- Increases child safety by covering electrical outlets when not in use by restricting access to live parts
- Constructed of impact-resistant thermoplastic

Safety cap

Description	Color	Catalog no.
Safety cap	C	□ 29CL

Color ordering information:

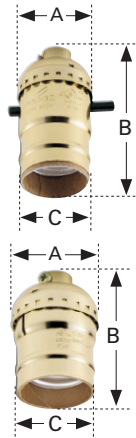
B (Brown), C (Clear)



Compliances, specifications and availability are subject to change without notice.

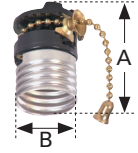
Metal shell lampholders

Family	A	B	C
Turn Knob, Pull Chain, Push Through	1.40" (35.6mm)	2.35" (59.7mm)	1.25" (31.8mm)
Keyless	1.40" (35.6mm)	2.00" (50.8mm)	1.25" (31.8mm)



Metal shell lampholders interiors

Catalog no.	A	B
962	1.87" (47.5mm)	1.09" (27.7mm)
3925	1.78" (45.2mm)	1.09" (27.7mm)
2982	1.71" (43.4mm)	1.09" (27.7mm)
942	1.74" (44.2mm)	1.09" (27.7mm)



Fixture sockets

Catalog no.	A	B	C
968	1.35" (34.3mm)	0.40" (10.2mm)	1.85" (47.0mm)
969	1.38" (35.1mm)	0.44" (11.2mm)	1.90" (48.3mm)



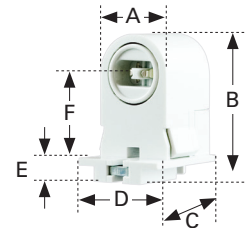
Pigtail lampholders

Catalog no.	A	B	C	D
722	1.60" (40.6mm)	—	1.47" (37.3mm)	1.32" (33.5mm)
124	1.63" (41.4mm)	1.36" (34.5mm)	1.75" (44.5mm)	1.50" (38.1mm)
145	1.63" (41.4mm)	1.36" (34.5mm)	1.75" (44.5mm)	1.50" (38.1mm)




Fluorescent lampholders, recessed double contact

Catalog no.	A	B	C	D	E	F
2500W	1.12" (28.4mm)	2.31" (58.7mm)	1.81" (46.0mm)	1.44" (36.6mm)	0.59" (15.0mm)	1.17" (29.7mm)
2501W	1.12" (28.4mm)	2.31" (58.7mm)	1.81" (46.0mm)	1.44" (36.6mm)	0.59" (15.0mm)	1.17" (29.7mm)



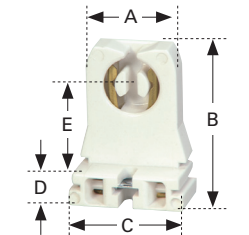
Fluorescent lampholders, slimline

Catalog no.	A	B	C	D	E	F
2503W	1.12" (28.4mm)	2.33" (59.2mm)	1.66" (42.2mm)	1.45" (36.8mm)	0.59" (15.0mm)	1.17" (29.7mm)
2504W	1.12" (28.4mm)	2.33" (59.2mm)	1.66" (42.2mm)	1.45" (36.8mm)	0.59" (15.0mm)	1.17" (29.7mm)
2506W	1.13" (28.7mm)	1.73" (43.9mm)	1.48" (37.6mm)	1.31" (33.2mm)	0.32" (8.1mm)	1.30" (33.0mm)
2507W	1.13" (28.7mm)	1.73" (43.9mm)	1.50" (38.1mm)	1.31" (33.2mm)	0.32" (8.1mm)	1.30" (33.0mm)



Fluorescent lampholders, medium bi-pin

Catalog no.	A	B	C	D	E
924W	1.00" (25.4mm)	2.37" (60.2mm)	1.44" (36.6mm)	0.62" (15.7mm)	1.18" (30.0mm)
2509W	1.00" (25.4mm)	2.03" (51.6mm)	1.35" (34.3mm)	0.37" (9.4mm)	1.17" (29.7mm)
2510W	1.00" (25.4mm)	1.67" (42.2mm)	1.25" (31.8mm)	0.38" (9.7mm)	0.88" (22.4mm)



Compliances, specifications and availability are subject to change without notice.

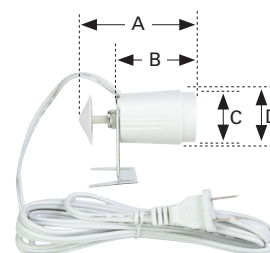
Outdoor floodlight lampholder

Catalog no.	A	B	C	D	E	F
S591	2.75" (69.9mm)	2.75" (69.9mm)	2.25" (57.2mm)	4.02" (102.1mm)	4.50" (114.3mm)	1.00" (25.4mm)



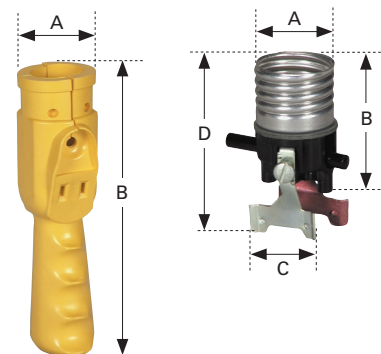
Closet light lampholder

Catalog no.	A	B	C	D
C386	2.87" (72.9mm)	2.03" (50.8mm)	1.30" (33.0mm)	1.42" (36.1mm)



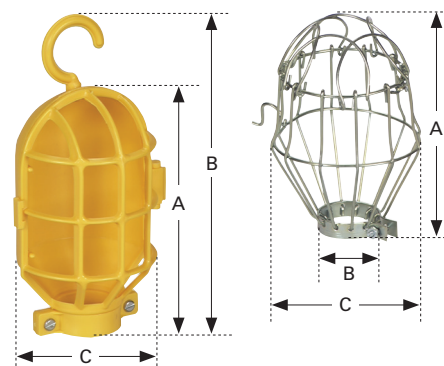
Trouble lampholder accessories

Catalog no.	A	B	C	D
1071	1.69" (42.9mm)	6.50" (165.1mm)	—	—
944	1.09" (27.7mm)	1.72" (43.7mm)	1.05" (26.7mm)	2.37" (60.2mm)



Lamp reflectors & guards

Catalog no.	A	B	C
1467	6.25" (158.8mm)	8.00" (203.2mm)	4.34" (110.2mm)
467	6.25" (158.8mm)	8.25" (209.6mm)	3.66" (93.0mm)
469B	5.63" (143.0mm)	1.50" (38.1mm)	3.87" (98.3mm)
1465Y	6.50" (165.1mm)	2.03" (51.6mm)	5.18" (131.6mm)



Compliances, specifications and availability are subject to change without notice.